

ENH-0246B



Features

EPS12V Rev. 2.1 /ATX12V & Support AMD ATXGES platform compliant
Design to support Intel and AMD Dual Processor system
SATA HDD power connector built-in
High Efficiency, Active PFC, Auto Voltage Sensing
Remote On/Off, Power good TTL signal

Short circuit, Over Current & Voltage Protection
Extra power cable converter to support different M/B
Power Factor Correction (PFC)
IAPC, Wake-On LAN Technology Ready
Auto-Sensing Thermal Control
Low Acoustic Noise

Specifications

Applies for

All Intel Processors up to Dual Xeon P4
All AMD Processors up to Opteron

Electrical Specifications

Input Voltage	115 ~ 230 VAC
	Auto Voltage Sensing
Frequency	50 ~ 60 Hz
Input Current	10.0 Arms @ 115 VAC
	5.0 Arms @ 230 VAC
Holdup Time	> 14 ms @ Full Load

Environmental Specifications

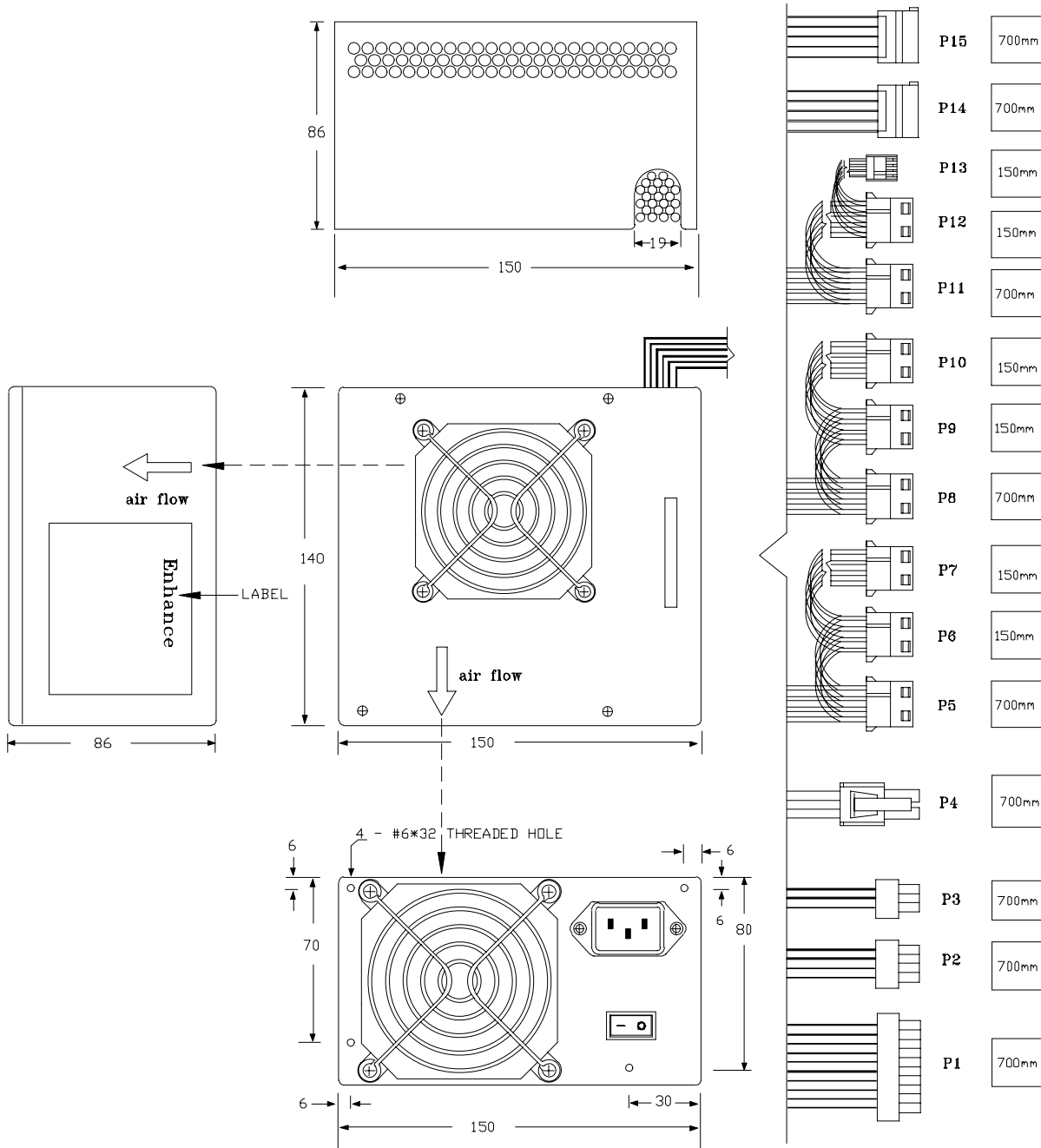
Operating/Storage Temp.	10~50°C/-20~60°C
Operating/Storage Humidity	85% / 95%
Operating/Storage Altitude	10,000/50,000 FT
MTBF	100,000 HRS
Safety Approvals	UL/CUL, CB, TUV

EMC Regulations FCC, CE

Output Specifications

Voltage	Regulation Load	Minimum Load	Maximum Load	Peak
+3.3V	+5%, -3%	0.3A	30.0A	--
+5.0V	+/- 5%	3.0A	25.0A	--
+12.0V1	+/- 5%	2.0A	15.0A	18.0A
+12.0V2	+/- 5%	2.0A	16.0A	18.0A
-12.0V	+/- 10%	0A	1.0A	--
+5 Vsb	+/- 5%	0A	2.0A	--

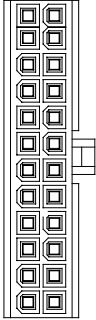
(*) Total maximum combines load output on +3.3V and +5V rails should not exceed 200 Watts.



Wire Harness

Description

P1 - Main Power

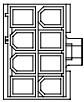


Connector Housing

Molex 39-01-2240 or Equivalent

1	Orange	+3.3V	13	Orange	+3.3V
2	Orange	+3.3V	14	Blue	-12VDC
3	Black	GND	15	Black	GND
4	Red	+5V	16	Green	PS_ON
5	Black	GND	17	Black	GND
6	Red	+5V	18	Black	GND
7	Black	GND	19	Black	GND
8	Gray	PWR OK	20	NC	Reserved
9	Purple	5 VSB	21	Red	+5V
10	Yellow	+12V2	22	Red	+5V
11	Yellow	+12V2	23	Red	+5V
12	Orange	+3.3V	24	Black	GND

P2 – 8 Pin Processor Power



Molex 39-01-2080 or Equivalent

1	Black	GND	5	Yellow /Black	+12V1
2	Black	GND	6	Yellow /Black	+12V1
3	Black	GND	7	Yellow /Black	+12V1
4	Black	GND	8	Yellow /Black	+12V1

P3 – AUX Power Connector
(Recommended if using an AGP Pro Video Card)



Molex 39-01-2060 or Equivalent

1	Orange	+3.3V	4	Black	GND
2	Orange	+3.3V	5	Black	GND
3	Yellow	+12V2	6	Yellow	+12V2

P4 – 4 Pin Processor Power



Molex 39-01-2040 or Equivalent

1	Black	GND	3	Yellow /Black	+12V1
2	Black	GND	4	Yellow /Black	+12V1

P5 to P12 – Peripheral



Molex 8981-04P or Equivalent

1	Yellow	+12V2
2	Black	GND
3	Black	GND
4	Red	+5V


P13 – Floppy



AMP 171822-4 or Equivalent

1	Red	+5V
2	Black	GND
3	Black	GND
4	Yellow	+12V2

P14 to P15 – Serial ATA



Molex 88751 or Equivalent

1	Yellow	+12V2
2	Black	GND
3	Red	+5V
4	Black	GND
5	Orange	+3.3V